

General Education Outcomes Report

Fall semester 2022

Second Data Export March 27, 2023

Transition to using the General Education outcomes in the Canvas General Education course master shells continues. Master course shell authors imported and aligned general education outcomes during the Summer 2021 and 2022 breaks.

- This action provided the opportunity to clean up multiple data point issues that were noted in the Fall 2020 and Spring 2021 reports.
- However, it is evident from the data collected that some faculty continue to struggle with this issue.
 - Assessment staff contacted the faculty for whom data was not collected and to make sure that they are aware of the requirement.
 - Reasons for lack of data amongst the faculty contacted included: confusing general education assessment with common assessment, a few simply forgot to complete the work, and several did not know how to complete the submission.
 - Training was provided for those that had difficulty completing the task.
 - Unfortunately, there are a small number of instructors that did submit data for their students but that data was not included in the export from Canvas.

General Education course instructors received an email with detailed instructions for submitting General Education outcomes data early in Fall 2022 semester.

- The list of assessed courses is sent to instructors along with the process directions. The General Education Courses are identified in the WITCC Course Catalog (see Appendix A). It was decided by the General Education Assessment Subcommittee that specific courses would be assessed (see Appendix A for list) to obtain this data.
 - These courses are identified in the most recent version of the Academic Assessment Handbook located in MyWIT on the Faculty Resources card, Academic Assessment link.
- Faculty also received a reminder from the Executive Dean of Instruction in an end of semester/planning information email on 12/16/2022.

This Fall 2022 report continues to follow the faculty requested exclusion of the zero category. Reasons for the lack of assessment for these students is unknown but may include

- being absent on the day of the assessment as well as that
- they stopped attending the class but had yet to withdraw.

Because the college wants the data to reflect the achievements of students that are most likely to complete their program, the zero category is excluded from the targeted benchmark determination.

Submission of assessment data in specific general education courses continues to be mandatory for all WITCC instructors. While the courses submitting assessment data remains somewhat consistent, participation rates continued to be low.

- Initial Fall 2022 data on January 26, 2023 for campus only courses indicated

- course section participation was 55 out of 189 possible sections or 29% of available WITCC face to face, hybrid and restricted sections assessing 34% (698 enrolled students out of 2033 possible) of students enrolled,
- whereas Spring 2022 participation for this group was 27.7% of the WITCC sections assessing 30.2% of the enrolled students.
- Following efforts to increase participation, the second export of Fall 2022 data on March 27, 2023 for campus only courses indicated
 - course section participation was 108 out of 189 possible sections or 57% of available WITCC face to face, hybrid and restricted sections assessing 60% (1211 enrolled students out of 2033 possible) of students enrolled whereas Spring 2022 participation for this group was 27.7% of the WITCC sections assessing 30.2% of the enrolled students.
- This increase in participation through the efforts of the assessment coordinator and Gen Ed subcommittee chairperson indicates that continued work is required of the Assessment Coordinator and the Academic Assessment Committee and its General Education Assessment Subcommittee to increase that number to attain 100% participation.
- All of the courses listed to be assessed are offered both Fall and Spring semesters.
 - some of our general education students enroll in online course sections that are taught by non-WITCC instructors.
 - The general education outcomes of those sections do not match WITCC's and while WITCC receives the data, it is not used because each school has their own unique outcomes that do not necessarily align with WITCC's.
 - Therefore, that data is not used in preparing this report.

All of the multiple data points for students in specific courses as noted in previous reports have been cleaned up. Previously, data from the sections that had multiple data points for each student has been included—keeping the highest score for each student.

- With the maintenance of the master course shell that was completed during the Summer 2021 and continued into Summer 2022 for these courses, the problem has been addressed and is now corrected.
 - The correction of the submission error decreased the overall performance reported for students assessed in Outcomes 2 and 3 a small amount.
 - When correcting for this error, the overall performance of 3+4 for Outcome 2 was 88 and 97%; the three following semesters reported an overall performance of 3+4 between 69 and 75%.
 - Fall 2022, there were 556 students enrolled in MAT sections from which data was not exported; data was collected from 185 students for Outcome 2.
 - Collecting data from nearly twice the number of students in Outcome 2 for Fall 2022 in the second export indicated that those students are meeting the target benchmark--an issue of concern for faculty teaching those courses.

The Spring 2022 comprehensive report has not been distributed to faculty of staff. The General education committee is working on ways in which to make the data more meaningful to program directors as well as the general education faculty. One of those ways is to distribute a short summary of data. The full comprehensive report is available on the Faculty Resources Card, Academic Assessment in MyWit for detailed information.

General Education Courses submitting data

Courses and their sections that submitted data for General Education Outcome 1:

Outcome 1 Fall 2022	Outcome 1 Spring 2022	Outcome 1 Fall 2021
COM-723-01, LF30, LF3	COM-723-01, 04, 06, 07	COM-723-01
ENG-105-01, 02, 03, 04, 05, 08, 30, 506, 601, 602, 603, 604, LF18, LF20, LF21, LF737, LF738, LF739	ECE-113-01	ENG-105-401
LIT-101-01, 30, 601	ENG-105-201	PSY-102-701
PSY-102-602, 701	GEO-121-002, 003	PSY-111-03, 04, 05, 08, 604, 611, 612, 613, 614
PSY-111-01, 02, 03, 06, 602, 603, 604, 605, 606, 609, 610, 611, 613, 614	LIT-101-LS737, LS738, LS739	SOC-110-601, 602, 603, 604
SOC-110-01, 02, 03, 30, 40, 601, 602, 603, 604, 605, 606	PSY-111-01, 30, 40, 02, 03, 607	SOC-212-06, 31, 41, 701
SOC-212-01, 02, 30, 40, 501, 601, 602	PSY-121-02, 701, 730, 740	SPC-112-03, 05, 30, 40, 401, 601, 602, 603
SPC-112-02, 03, 04, 30, 40, 505, 601, 602, 603, 604, 605, 607	SOC-110-01, 02, 601, 602, 603, 604, 005	SPC-122-401, 501, 601, 602
SPC-122-01, 03, 501, 551, 601	SOC-120-01, OA01,	
	SOC-212-01, 04, 601, 602, 001, 002	
	SPC-112-02, 05, 401, 602, 603, 013	
	SPC-122-401, 001	

Courses and their sections that submitted data for General Education Outcome 2:

Outcome 2 Fall 2022	Outcome 2 Spring 2022	Outcome 2 Fall 2021
BIO-105-01, 02, 03, 04, 05, 06, 601, 602, LF760	BIO-105-04, 05, 601	BIO-105-01, 02, 03, 05, 07, 602
CHM-122-01	CHM-122-01	CHM-122-01
ENV-111-01		
MAT-111-01	MAT-111-01	MAT-111-01
MAT-121-01, 02, 30, LF11, LF14, LF64	MAT-121-601	MAT-121-02
MAT-772-01, 03, 04, 05, 08, 09, 10, 12, 13, 16, 17, 40, 603	MAT-772-201	MAT-772-05, 11, 41, 601
	SOC-110-005	

Courses and their sections that submitted data for General Education Outcome 3:

Outcome 3 Fall 2022	Outcome 3 Spring 2022	Outcome 3 Fall 2021
ART-186-01	BIO-105-04, 05	ART-101-602
BIO-105-01, 02, 03, 04, 05, 06, 601, 602, LF760	CHM-122-01	BIO-105-02, 03, 05, 07, 602
CHM-122-01	COM-723-01, 04, 06, 07, 602	CHM-122--01
COM-723-01, LF30, LF31	ECE-113-01	COM-723-01
ENG-105-01, 02, 03, 04, 05, 08, 30, 506, 601, 602 603, 604, LF18, LF20, LF21, LF737, LF738, LF739	ENG-105-201	ENG-105-401
ENV-111-01	FLS-141-601	HUM-220-01, 30, 40
FLS-141-601, 701	LIT-101-LS737, LS738, LS739	LIT-101-601
HIS-110-601	MAT-111-01	MAT-111-01
HIS-152-01, 40, 601	MAT-121-01, 601	MAT-121-02
HUM-220-01, 501	MAT-772-201	MAT-772-05, 11, 41, 601
LIT-101-01, 30, 601	PHI-105-401, 601, 602, 603	PHI-105-401
MAT-111-01	SOC-110-O05	SOC-110-01, 601, 602, 603, 604
MAT-121-01, 02, 30, LF11, LF14, LF64		SPC-112-03, 05, 30, 40, 401, 601, 602, 603
MAT-772-01, 03, 04, 05, 08, 09, 10, 12, 13, 16, 17, 40, 603		SPC-122-401, 501, 601, 602
MUS-100-601		
PHI-105-01, 03, 40, 552, 601		
SPC-112-02, 03, 04, 30, 40, 505, 601, 602, 603, 604, 605, 607		
SPC-122-01, 03, 501, 551, 601		

Courses and their sections that submitted data for General Education Outcome 4:

Outcome 4 Fall 2022	Outcome 4 Spring 2022	Outcome 4 Fall 2021
ART-186-01	FLS-141-601	PHI-105-401
FLS-141-601, 701	GEO-121-002, 003	PSY-102-701
HIS-110-601	LIT-101-LS737, LS738, LS739	PSY-111-03, 04, 05, 08, 604, 611, 612, 613, 614
HIS-151-01, 40	PHI-105-401, 601, 602, 603	
HIS-152-601	PSY-111-01, 30, 40, 02, 03, 607	SOC-110-01, 601, 602, 603, 604
HUM-220-01, 501	PSY-121-02, 701, 730, 740	SOC-212-06, 31, 41, 701
LIT-101-01, 30, 601	SOC-110-01, 02, 601, 602, 603, 604, 005	
MUS-100-601		
PHI-105-01, 03, 40, 552, 601		
PSY-102-602, 701	SOC-120-01, OA01	
PSY-111-01, 02, 03, 06, 602, 603, 604, 605, 606, 609, 610, 611, 613, 614	SOC-212-01, 04, 601, 602, 001, 002,	
SOC-110-01, 02, 03, 30, 40, 601, 602, 603, 604, 605, 606		
SOC-212-01, 02, 03, 30, 40, 501, 601, 602		
SPC-112-02, 03, 04, 30, 40, 505, 601, 602, 603, 604, 605, 607		

General Education Courses that DID NOT have exported data for any of the 4 outcomes:

Fall 2022	Spring 2022	Fall 2021
ART-101-01, 02, 601, 602, 603	ART-101-01, 02, 601, 602, 603, 604	ART-101-01, 02, 30, 40, 601, 603, 604
COM-723-02, 05, 601	ART-186-01	ART-186-01
DRA-101-501	BIO-105-02, 03, 30, 601	BIO-105-601
ENG-105-06, 07, 552, 605, 606	COM-723-03, 05, 06, 07, 09, 11, 601, 602, 730	COM-723-04, 05, 06, 601, 602
GEO-121-501	DRA-101-501	DRA-101-501
GEO-121-801, 901	ENG-105-02, 03, 04, 05, 08, 30, 40, 601, 602, 603, 604, 803	ENG-105-01, 02, 03, 05, 07, 08, 10, 11, 16, 30, 40, 506, 552, 601, 602, 603, 604
LIT-101-502	FLS-141-503	ENV-111-01
HIS-110-501, 901	GEO-121-901	FLS-141-601, 702
HIS-111-501, 502, 551, 601, LF11	HIS-110-501, 601, 801	GEO-121-501, 801, 901
Fall 2022	Spring 2022	Fall 2021
HIS-151-551	HIS-111-501, 502, 551, 601, 901	HIS-110-501, 502, 601, 801

HUM-101-01, 501	HIS-151-551	HIS-111-501, 551, 601
MAT-102-01, 30, 501, 502	HIS-152-01, 30, 40, 601	HIS 151-01, 551
MAT-111-501	HUM-101-401, 501, 502	HIS 152-601
MAT-121-502, 601, 901	HUM-220-501, 502	HUM-101-01, 501
MAT-772-30, 501, 502, 551, 602, 901	LIT-101-01, 551, 601, 801	HUM-220-501
MUS-100-01, 02, 03, 601	MAT-102-501, 502	LIT-101-551
PHI-101-01, 503, 552, 801, 901	MAT-111-02, 30, 40, 501	MAT-102-03, 30, 501, 502
PHI-105-02, 551, 602, 603	MAT-121-03, 602, 801	MAT-111-501
PHS-120-501	MAT-772-01, 02, 03, 05, 07, 08, 501, 502, 551, 601, 602, 603, 901	MAT-121-01, 05, 30, 601
PSY-102-01, 601,	MUS-100-01, 02, 30, 40, 552, 601, W502	MAT-772-01, 02, 03, 04, 08, 10, 12, 13, 16, 31, 501, 551, 552, 602, 603
PSY-111-04, 05, 10, 30, 40, 506, 552, 556, 601, 607, 608, 612, 802, 902		
SOC-110-553, 902	PHI-101-503, 801, 901	MUS-100-02, 03, 601
SOC-120-501, 502, 901	PHI-105-02, 03, 04, 30, 40, 551, W502	PHI-101-01, 801, 901
SPC-112-01, 606	PSY-102-01, 401, 601, 602, 701, W501	PHI-105-01, 02, 30, 40, 551, 601, 602, 603, 902
SPC-122-02, 201, 602	PSY-111-552, 601, 602, 603, 605, 606, 608, 609, 610, 611, 902, W502	PHS-120-501, 502
	SOC-110-05, 504, 553, 605, 606, 701, 730	PSY-102-02, 04, 601, 602,
	SOC-120-501, 502, W501	PSY-111-01, 07, 09 10, 30, 40, 552, 556, 601, 602, 603, 605, 606, 607, 608, 609, 610, 701, 730, 802, 902
	SPC-112-07, 30, 40, 601, 604	SOC-110-02, 504, 553, 605, 606, 607, 902
	SPC-122-01, 04, 05, 551, 552, 602	SOC-120-501, 502, 801, 901
		SOC-212-01, 04, 501, 601, 602
		SPC-112-02, 506, 510
		SPC-122-01, 03, 04, 551

General Education Outcomes

March 27, 2023

Fall 2022 Results

referencing results from Fall 2017 to Spring 2022

Outcome 1 – Communicate Effectively

Fall 2022 Outcome 1 results

	Proficient (4)	Satisfactory (3)	Needs Improvement (2)	Not Satisfactory (1)	Did not attempt (0)	Total Assessed	Total enrolled
	521	297	44	19	117	881	998
	521	818	862	881	998		998
Percent	59%	34%	5%	2%	12%		
Cumulative Percent (excluding category 0)	59%	93%	98%	100%			

Table 1

Student count of General Education Outcome 1 by criterion for Fall 2022.

Comprehensive Outcome 1 results

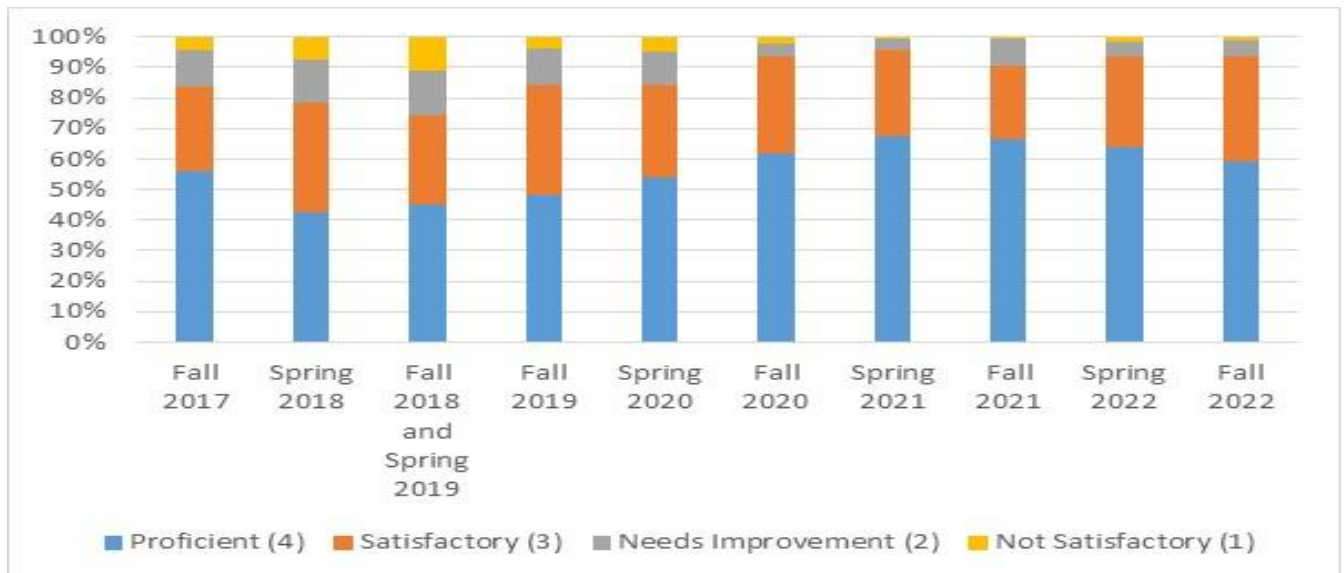


Figure 1. Stacked bar graph for the General Education Outcome 1 results by term.

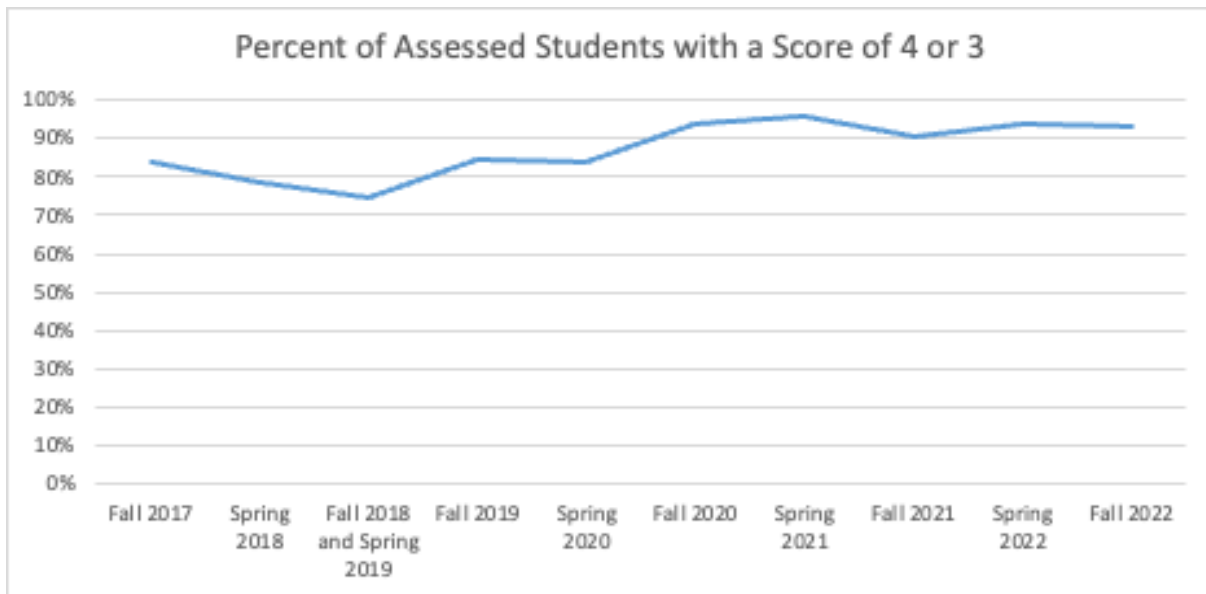


Figure 2. Line graph for students achieving (benchmark) a three or four for General Education Outcome 1 by term.

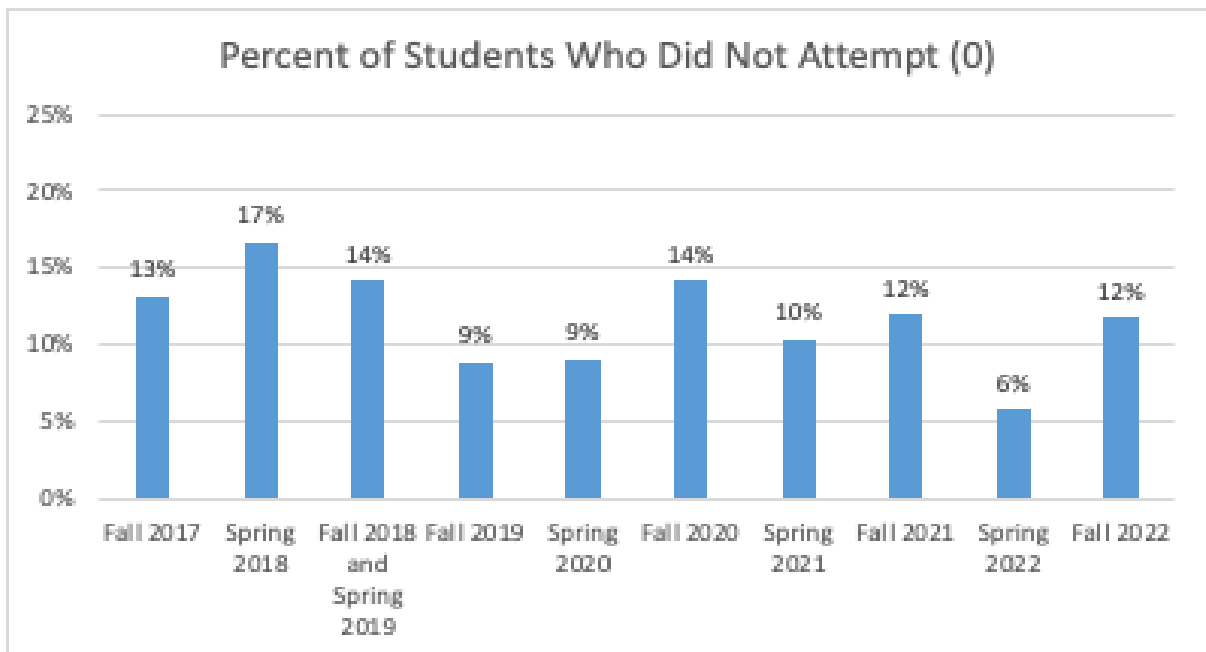


Figure 1. Bar graph displaying the percent of students who did not attempt the assessment for the outcome (Count of Did Not Attempt / Total Enrolled).

Term	Proficient (4)	Satisfactory (3)	Needs Improvement (2)	Not Satisfactory (1)	Did not attempt (0)	Benchmark = 3+4	Comments sample size (assessed/enrolled)
Fall 2017	56%	28%	12%	4%	13%	84%	Met target 476/547 students
Spring 2018	42%	36%	14%	7%	17%	78%	Did not meet target 324/390 students
Fall 2018 and Spring 2019	45%	29%	15%	11%	14%	74%	Did not meet target 500/581 students
Fall 2019	48%	36%	12%	4%	9%	84%	Met target 318/350 students
Spring 2020	54%	30%	11%	5%	9%	84%	Met target 365/401 students
Fall 2020	62%	32%	4%	2%	14%	94%	Met target 395/459 students
Spring 2021	68%	28%	4%	0%	10%	96%	Met target 244/272 students
Fall 2021	66%	24%	9%	1%	12%	90%	Met target 484/606 students
Spring 2022	64%	30%	5%	1%	6%	94%	Met target 400/453 students
Fall 2022	59%	34%	5%	2%	12%	94%	Met target 818/998 students

Table 2

Percent Distribution of General Education Outcome 1 by Criterion trend data (zero category excluded in the 'met target' comment as requested by faculty during review Fall 2020 comprehensive report)

Review of Results and Analysis:

Outcome 1 – Communicate Effectively, has met target 8 out of 10 data sets when the zero category is removed from the analysis.

- Target benchmark was set by previous Academic Assessment Committee(s) that 80% of the assessed students will score a 3 or above on their General Education assessment.
- Targets set by Academic Assessment Committee(s) require that 20% or more students will score at level 4, 60% or more will score at level 3, with less than 10% of students scoring at level 2 or 1.
- Data in Table 2 indicate that students are exceeding the criterion target for level 4 but fall short of level 3 while meeting the benchmark of 80% for those two levels. Level 1 and 2 meets the target. Students not completing the assessment (Level 0) is over target at 12% of enrolled students that did not complete the assessment. This is fairly consistent with data from previous semesters.

Insights:

- Data for levels 3 and 4 combined continue to be significantly higher than target. This may need to be investigated to verify that the data is accurately representing student proficiency.
- Meeting target does not correlate with the number of students assessed. Assessed students nearly doubled between Spring 2021 and Fall 2021 without a significant change in the proficiency of those students. When compared to the Fall 2020 semester, the results for assessed students are consistent and have remained consistent. The percentage of students scoring a four did not change significantly during the previous 3 semesters but has decreased slightly for the nearly double assessed students for Fall 2022.
- The list of participating courses is nearly identical to Fall 2021. However, a greater number of students were assessed for Fall 2022 and there was a slight increase in the number of students scoring 3+4 to exceed the target of 80%.

Action items:

1. Increase Faculty/course participation without extra prompting.
2. Develop a plan to present meaningful data to reviewing programs as well as the general education faculty.

Outcome 2 – Reason Quantitatively and /or Qualitatively

Fall 2022 Outcome 2 results

	Proficient (4)	Satisfactory (3)	Needs Improvement (2)	Not Satisfactory (1)	Did not attempt (0)	Total assessed	Total enrolled
	187	76	37	15	42	315	357
	83	263	300	315	357		357
Percent	59%	24%	12%	5%	12%		
Cumulative Percent (excluding category 0)	59%	83%	95%	100%			

Table 3

Student count of General Education Outcome 2 by criterion for Fall 2022.

Comprehensive Outcome 2 results

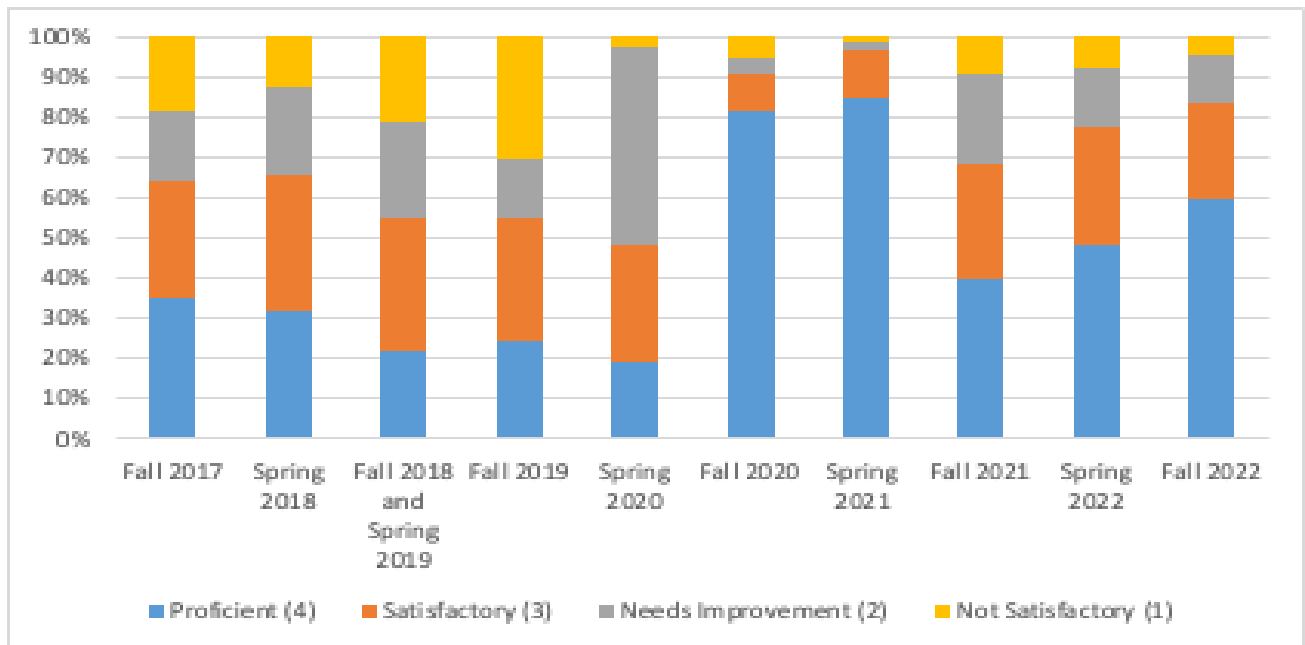


Figure 4. Stacked bar graph for the General Education Outcome 2 results by term.

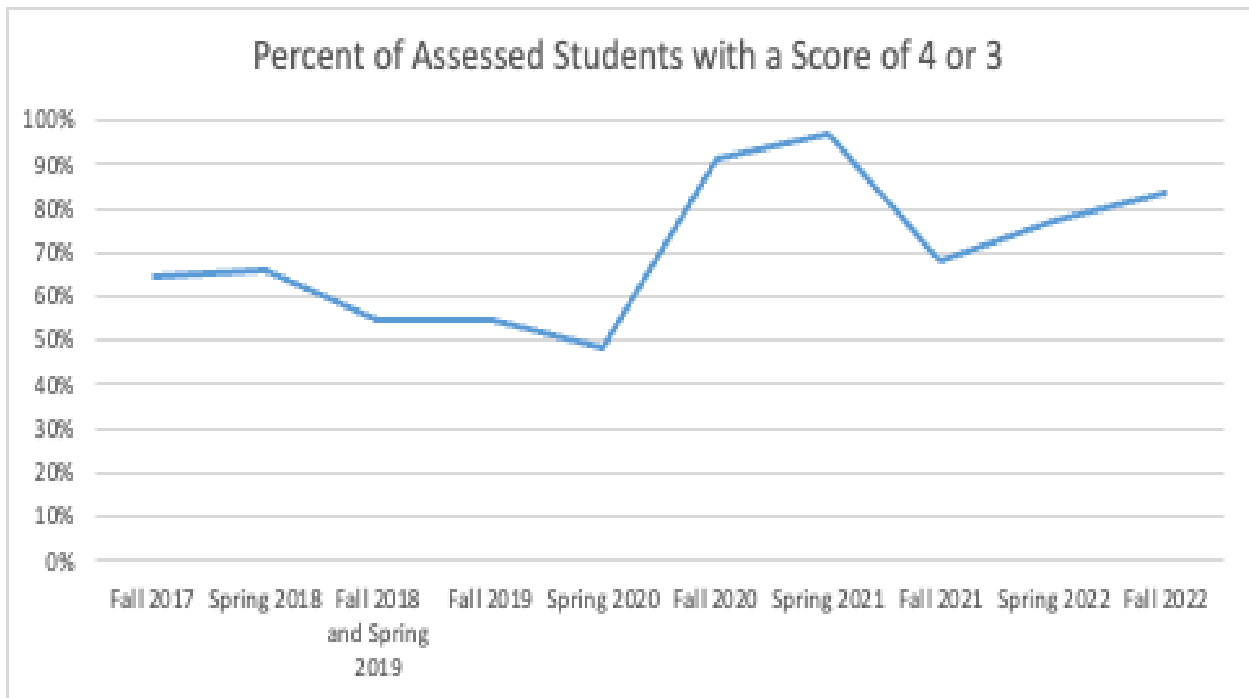


Figure 5. Line graph for students achieving a three or four for General Education Outcome 2 by term.

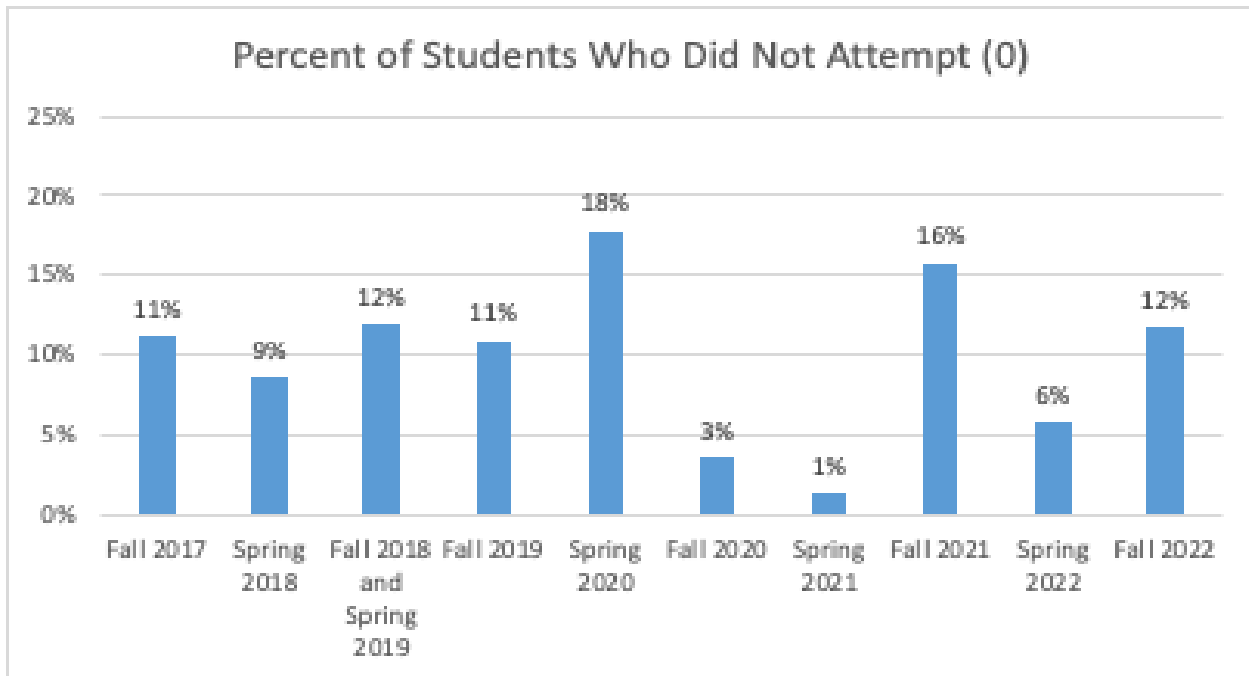


Figure 2. Bar graph displaying the percent of students who did not attempt the assessment for the outcome (Count of Did Not Attempt / Total Enrolled).

Term	Proficient (4)	Satisfactory (3)	Needs Improvement (2)	Not Satisfactory (1)	Did not attempt (0)	Benchmark = 3+4	Comments sample size (assessed/enrolled)

Fall 2017	35%	29%	17%	18%	11%	64%	Did not meet target 280/314 students
Spring 2018	32%	34%	22%	13%	9%	66%	Did not meet target 171/188 students
Fall 2018 and Spring 2019	22%	33%	24%	21%	12%	55%	Did not meet target 237/269 students
Fall 2019	24%	30%	15%	30%	11%	54%	Did not meet target 139/156 students
Spring 2020	19%	30%	49%	3%	18%	49%	Did not meet target 37/45 students
Fall 2020	81%	10%	4%	5%	3%	88%	Met target 280/289 students
Spring 2021	85%	12%	2%	1%	1%	97%	Met target 159/161 students
Fall 2021	40%	29%	22%	9%	16%	69%	Did not meet target 95/165 students
Spring 2022	48%	29%	15%	8%	6%	77%	Did not meet target 66/70 students
Fall 2022	59%	24%	12%	5%	12%	83%	Met target 263/357 students

Table 4

Percent Distribution of General Education Outcome 2 by Criterion trend data.

(zero category excluded in the 'met target' comment as requested by faculty during review Fall 2020 comprehensive report)

Review of Results and Analysis:

Outcome 2 – Reason Quantitatively and/or qualitatively, has met target 3 out of 10 data sets when the zero category is removed from the analysis. As reported in the first five data sets, students fell significantly below the benchmark, meeting target for 2 semesters and then falling below the benchmark for the following 3 semesters although not as significantly as the early semesters.

- Target benchmark was set by previous Academic Assessment Committee(s) that 80% of the assessed students will score a 3 or above on their General Education assessment.
- Targets set by Academic Assessment Committee(s) require that 20% or more students will score at level 4, 60% or more will score at level 3, with less than 10% of students scoring at level 2 or 1.

- Data in Table 4 indicate that students met the overall target for the two semesters where MAT 772 students had multiple data points, was significantly lower for Fall 2021 and recovered slightly for Spring 2022.
 - Even though students exceeded the level 4 target for the last 5 semesters (Fall 2020 – Fall 2022), they fell short of the level 3 target.
 - With additional data collected in the 2nd export, the benchmark of 80% for those two levels was met.
 - Level 2 exceeds the target of less than 10% for all but Fall 2020 and Spring 2021 semester.
 - Level 1 met the target of students scoring less than 10%. Students not completing the assessment is over target at 12%.

Insights:

- Data for the Fall 2022 is clean with no multiple submissions for any students. With this correction to data submission, the data for the 1st export is more consistent with data submitted prior to Fall 2020 and Spring 2021—the two semesters with multiple data points per student. The 2nd data export indicated that students are meeting the benchmark for levels 3 and 4 combined. This is a considerable improvement over semesters with limited data. These results should be followed for additional semesters to see if it will stabilize at this level as the effort to increase participation continues.
- The low number of students assessed resulted in lower proficiency ratings for the students. When the assessed student numbers increased it became evident that the students are meeting the desired benchmark target.
- The rally in student performance for semesters Fall 2020 and Spring 2021 likely reflects the large amount of data submitted per student by MAT 772 sections. A single section provided multiple data points for each student. That data was included in the results. Once this misstep was fixed, the student performance was lower.
- The number of students that were not assessed has exceeded the target of below 10% as seen in level 0 of Table 4. While this may correlate with the timing of the assessment and/or students that are enrolled and have not yet dropped the course, following the data for additional semesters as well as further investigation may be necessary. An important note here is that the multiple data points submitted during the Fall 2020 and Spring 2021 semesters for students allowed level 0 to be significantly lower than any other semester.
- It is probable that the multiple data points for this outcome for students in MAT 772—into the hundreds—for each student did skew the results because the highest score was taken for each student’s data for Fall 2020 and Spring 2021 and may have reduced level 0 results significantly.

Action items:

1. Increase Faculty/course participation without extra prompting.
2. Develop a plan to present meaningful data to reviewing programs as well as the general education faculty.

Outcome 3 – Think Critically and Demonstrate Information Literacy

Fall 2022 Outcome 3 results

	Proficient (4)	Satisfactory (3)	Needs Improvement (2)	Not Satisfactory (1)	Did not attempt (0)	Total Assessed	Total enrolled
	405	254	95	13	150	767	917
	405	659	754	767	917		917
Percent	53%	33%	12%	2%	16%		
Cumulative Percent (excluding category 0)	53%	86%	98%	100%			

Table 5

Student count of General Education Outcome 3 by criterion for Fall 2022.

Comprehensive Outcome 3 results

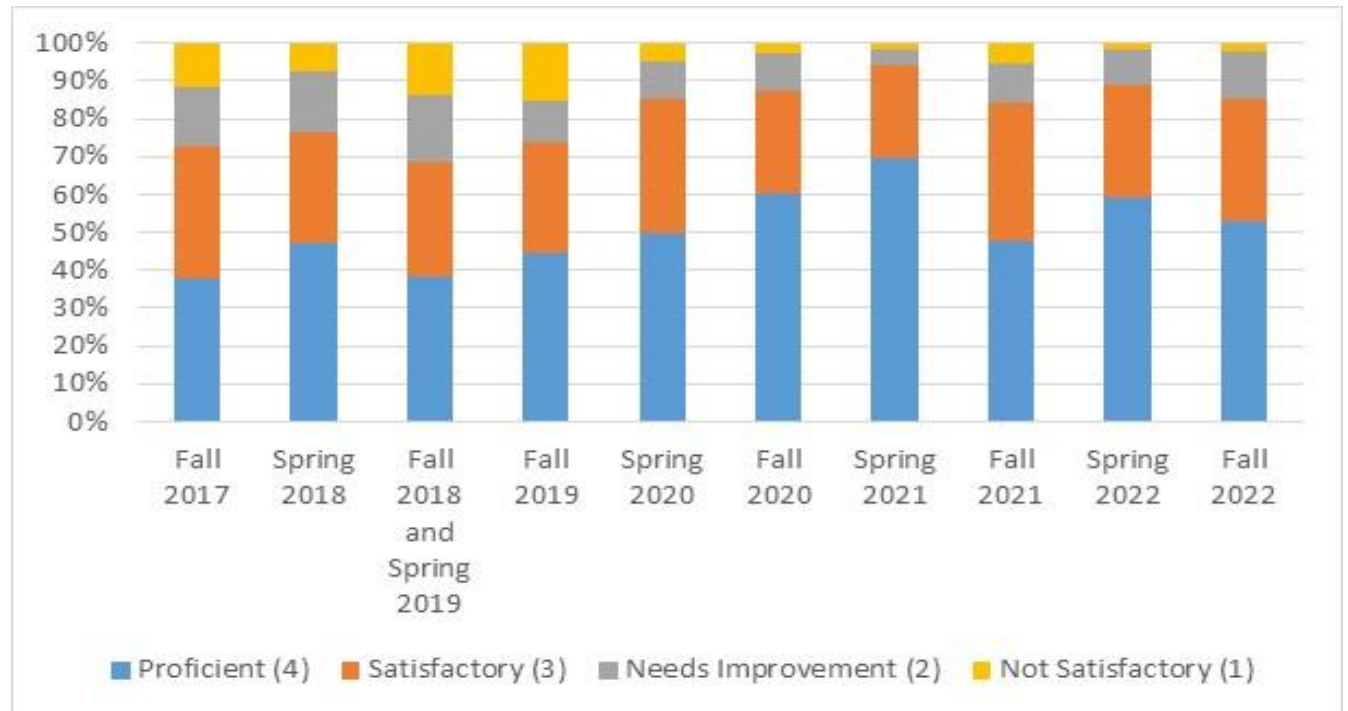


Figure 7. Stacked bar graph for the General Education Outcome 3 results by term.

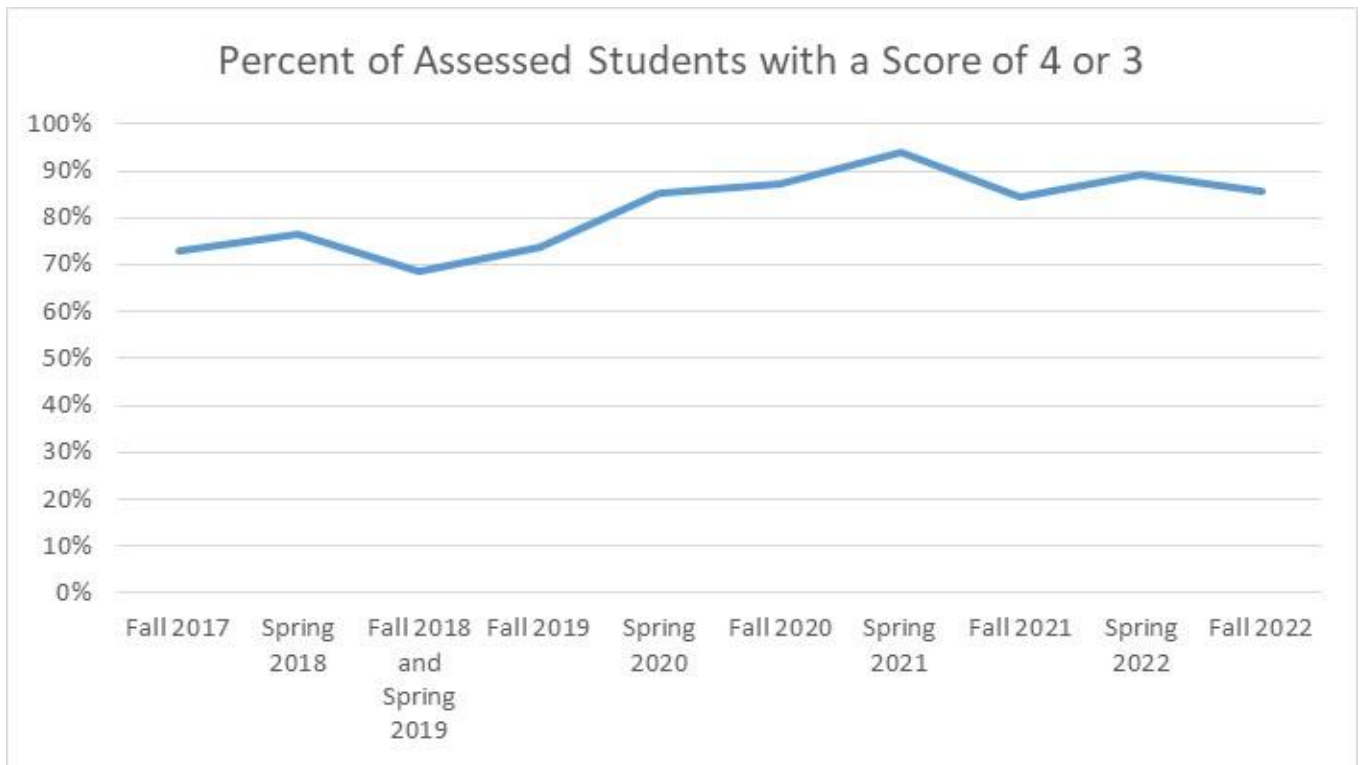


Figure 8. Line graph for students achieving a three or four (benchmark) for General Education Outcome 3 by term.

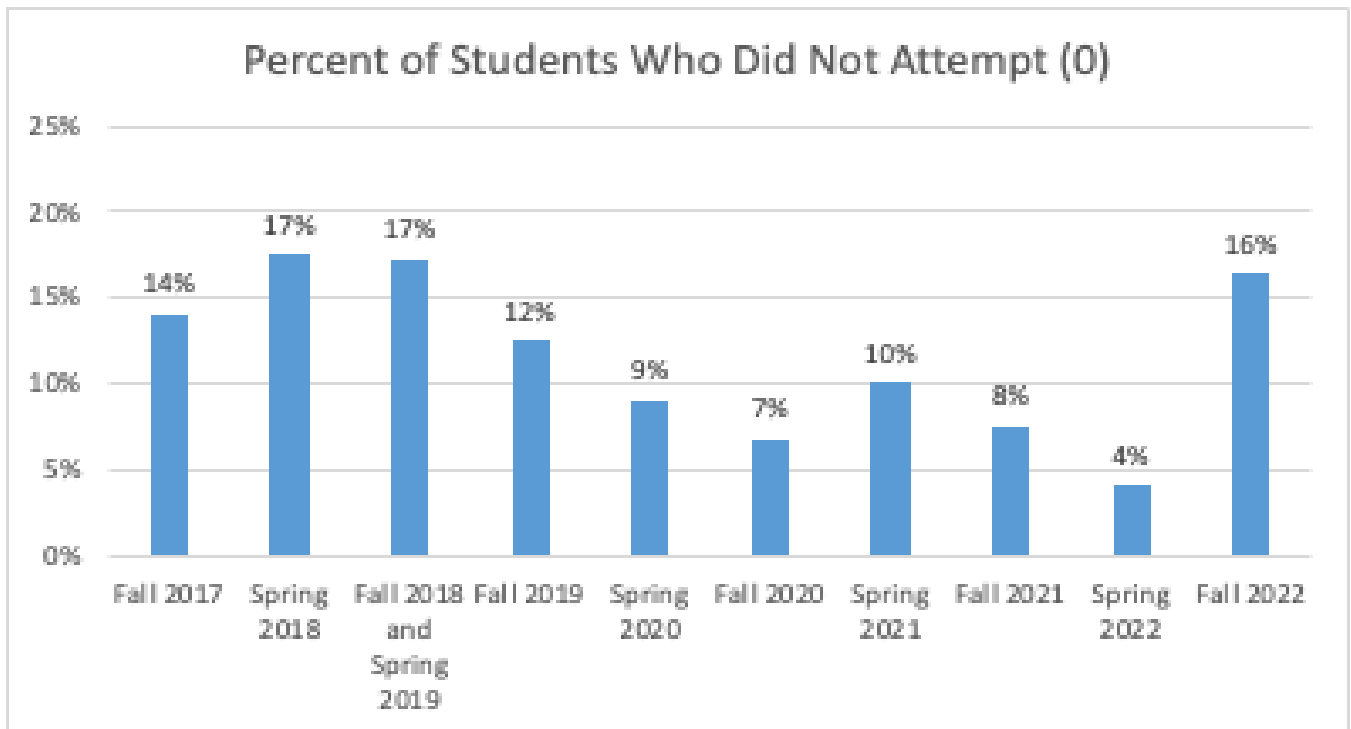


Figure 3. Bar graph displaying the percent of students who did not attempt the assessment for the outcome (Count of Did Not Attempt / Total Enrolled).

Term	Proficient (4)	Satisfactory (3)	Needs Improvement (2)	Not Satisfactory (1)	Did not attempt (0)	Benchmark = 3+4	Comments sample size (assessed/enrolled)
Fall 2017	38%	35%	15%	12%	14%	73%	Did not meet target 484/563 students
Spring 2018	47%	29%	16%	8%	17%	74%	Did not meet target 508/612 students
Fall 2018 and Spring 2019	39%	30%	18%	13%	17%	69%	Did not meet target 468/564 students
Fall 2019	45%	29%	11%	15%	12%	74%	Did not meet target 361/410 students
Spring 2020	50%	35%	10%	5%	9%	85%	Met target 261/287 students
Fall 2020	60%	27%	10%	3%	7%	87%	Met target 573/616 students
Spring 2021	70%	24.6%	4.2%	1.7%	10%	94.6%	Met target 357/397 students
Fall 2021	47%	37%	10%	5%	8%	84%	Met target 354/453 students
Spring 2022	48%	29%	15%	8%	4%	77%	Did not meet target 356/371 students
Fall 2022	53%	33%	12%	2%	16%	86%	Met target 767/917 students

Table 6

Percent Distribution of General Education Outcome 3 by Criterion trend data.

(zero category excluded in the 'met target' comment as requested by faculty during review Fall 2020 comprehensive report)

Review of Results and Analysis:

Outcome 3 – Think critically and demonstrate information literacy, has met target 6 out of 10 data sets when the zero category is removed from the analysis. As reported in the first four data sets, students fell significantly below the benchmark.

- Target benchmark was set by previous Academic Assessment Committee(s) that 80% of the assessed students will score a 3 or above on their General Education assessment.
- Targets set by Academic Assessment Committee(s) require that 20% or more students will score at level 4, 60% or more will score at level 3, with less than 10% of students scoring at level 2 or 1.

- Data in Table 6 indicate that students are exceeding the criterion target for level 4 but fall short of level 3 while meeting the benchmark of 80% for those two levels.
- Level 2 comes close to or meets target on 4 occasions between Spring 2020 through Fall 2021. All other semesters were 2 – 9% over the target.
- Level 1 consistently meets target following Spring 2020.
- With the additional data collection, students not completing the assessment exceeded the desired less than 10%. These numbers had improved following the Fall 2019 semester.

Insights:

- There is concern that data from Fall 2020 and especially Spring 2021 may have been skewed because of the multiple data points per student in MAT 772 in both Outcome 2 and 3.
 - The highest of multiple data points per student was used in calculating the results.
 - However, the data seems to be fairly consistent in Outcome 3 regardless of the excessive data submitted per student. It is important to note that there were 65% more students assessed in Outcome 3 than Outcome 2 (where these same students were assessed) which may have provided a buffer against the possibly skewed data.
 - All sections reporting multiple data points for semester have been cleaned up.

Action items:

1. Increase Faculty/course participation without extra prompting.
2. Develop a plan to present meaningful data to reviewing programs as well as the general education faculty.

Outcome 4 – Demonstrate Social Responsibility

Fall 2022 Outcome 4 results

	Proficient (4)	Satisfactory (3)	Needs Improvement (2)	Not Satisfactory (1)	Did not attempt (0)	Total assessed	Total enrolled
	378	152	41	19	73	590	663
	378	530	571	590	663		663
Percent	64%	26%	7%	3%	9%		
Cumulative Percent (excluding 0 category)	64%	90%	97%	100%			

Table 7

Student count of General Education Outcome 4 by criterion for Fall 2022.

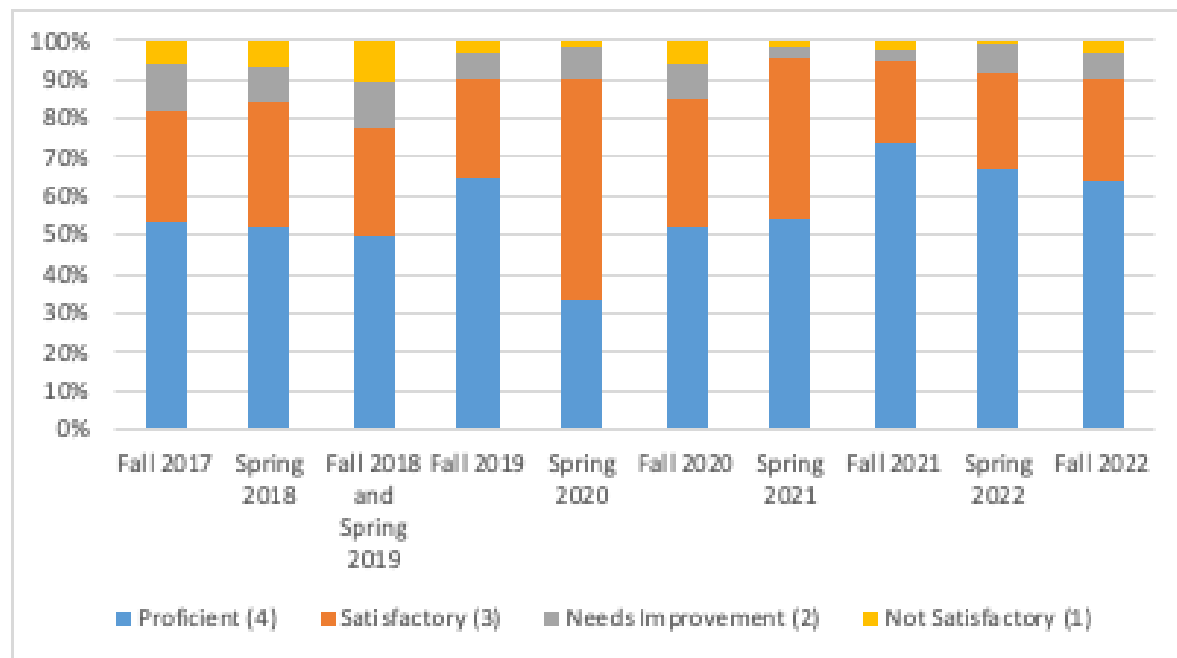


Figure 10. Stacked bar graph for the General Education Outcome 4 results by term.

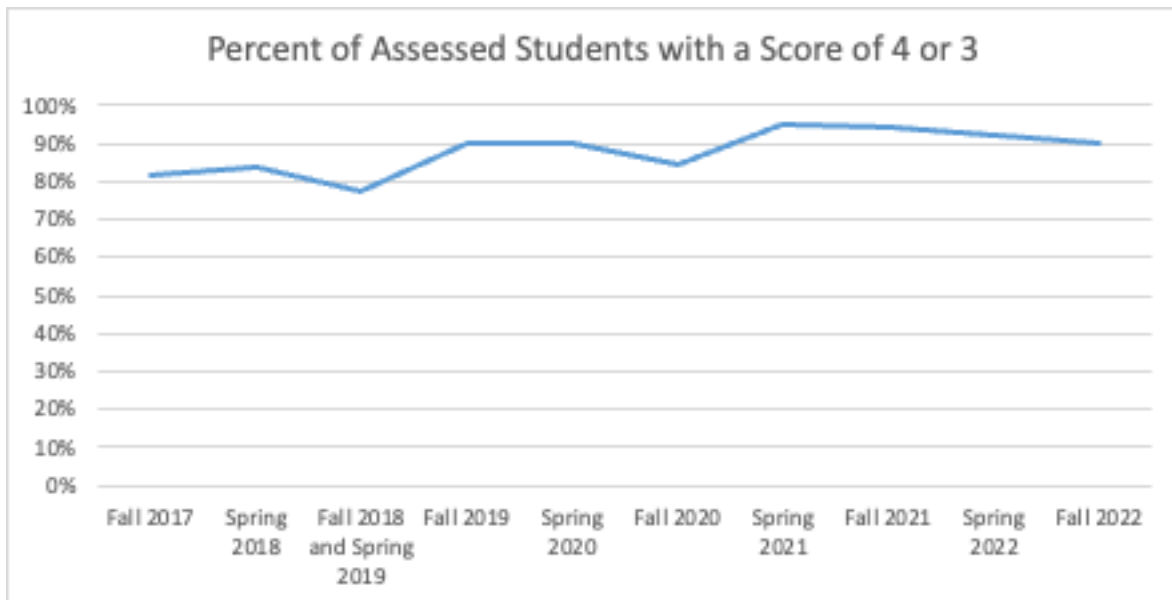


Figure 11. Line graph for students achieving a three or four for General Education Outcome 4 by term.

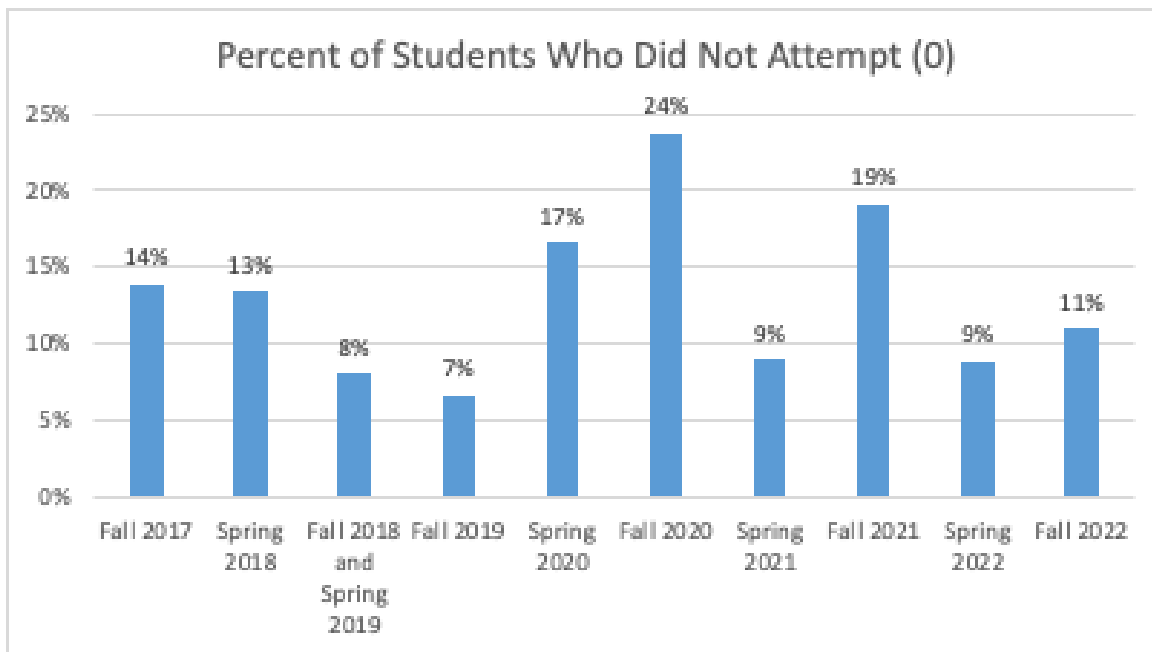


Figure 12. Bar graph displaying the percent of students who did not attempt the assessment for the outcome (Count of Did Not Attempt / Total Enrolled).

Comprehensive Outcome 4 results

Term	Proficient (4)	Satisfactory (3)	Needs Improvement (2)	Not Satisfactory (1)	Did not attempt (0)	Benchmark = 3+4	Comments sample size (assessed/enrolled)
Fall 2017	46%	24%	11%	5%	14%	70%	Did not meet target 347/404 students
Spring 2018	45%	28%	8%	6%	13%	73%	Did not meet target 552/635 students
Fall 2018 and Spring 2019	46%	25%	11%	10%	8%	71%	Did not meet target 401/436 students
Fall 2019	61%	24%	7%	3%	7%	85%	Met target 212/228 students
Spring 2020	28%	47%	7%	1%	17%	73%	Did not meet target 150/181 students
Fall 2020	40%	25%	7%	5%	24%	65%	Did not meet target 236/311 students
Spring 2021	54%	41%	3%	2%	9%	95%	Met target 348/404 students
Fall 2021	74%	20%	4%	2%	19%	94%	Met target 283/371 students
Spring 2022	67%	25%	7%	1%	9%	92%	Met target 371/407 students
Fall 2022	64%	26%	7%	3%	11%	90%	Met target 590/663 students

Table 8

Percent Distribution of General Education Outcome 4 by Category trend data.

(zero category excluded in the 'met target' comment as requested by faculty during review Fall 2020 comprehensive report)

Review of Results and Analysis:

Outcome 4 – Demonstrate Social Responsibility, had met target one time in the data presented in Table 8 prior to Spring 2021. Subsequent semesters students have met target 4 times for a total of 5 out of 10 data sets when the zero category is removed from the analysis. Students met the level 4 target 8 of 10 times but met level 3 target 2 of 10 times, level 2 met target 8 of 10 times—the remaining 2 semesters did not exceed the target

significantly, while level 1 met target nearly every time just barely topping the target 1 of 10 times.

- Target benchmark was set by previous Academic Assessment Committee(s) that 80% of the assessed students will score a 3 or above on their General Education assessment.
- Targets set by Academic Assessment Committee(s) require that 40% or more students will score at level 4, 40% or more will score at level 3, with less than 10% of students scoring at level 2 or 1.
- Data in Table 8 indicate that students are meeting and exceeding the criterion target for level 4 except for Spring 2020 but fall short of level 3 frequently causing the students to miss the target benchmark for levels 3 and 4 combined for 5 of 10 semesters.
 - Spring 2021 through Fall 2022 students were able to meet the benchmark target due to the exceedingly high percentage of students achieving level 4. Many students (between 7% and 24%) did not participate in the assessment as reported in level 0 for about 50% of the previous semesters once again meeting target for Spring 2022 and but increased to just over target for Fall 2022.

Insights:

- Data for levels 3 and 4 continue to be significantly higher than target since Spring 2021. It may be necessary to investigate and verify that the data is accurately representing student proficiency.
- Meeting or not meeting target does not correlate with the number of students assessed as is evidenced by Spring 2021 through Fall 2022.
- Campus shutdown in Spring 2020 does not correlate with not meeting target as evidenced by previous semesters that also did not meet target with greater numbers of students assessed.
- The number of students not participating in the assessment was lower for the Spring 2021 semester, increased for Fall 2021, decreased again for Spring 2022 and increased for Fall 2022. This may be reflective of the enrollment for Spring versus Fall semesters. Continued trend data will support this if true.
- Outcome 4 students met target Fall 2019 and Spring 2021 through Fall 2022.
- The number of students that did not complete the assessment artifact is inconsistent. Some semesters are very high—nearly double the upper level of the target—while other semesters are meeting the target. There is no apparent trend by semester or academic year. Removing the zero category from calculation did not result in the students meeting the target. Spring 2021 zero category dropped to less than half of the previous semester but doubled again for the Fall 2021 semester only to decrease by that amount again for Spring 2022 and remain there for Fall 2022.

Action items:

1. Increase Faculty/course participation without extra prompting.
2. Develop a plan to present meaningful data to reviewing programs as well as the general education faculty.

Appendix

References and notes

1. Academic Assessment Handbook (4/28/2021). Located on MyWit in the Faculty Resources card; Academic Assessment link. General Education courses to be assessed were determined by the General Education Assessment Subcommittee of the Academic Assessment Committee, and recorded in the Academic Assessment Handbook (updated 4/28/2021):

<p>*English, Speech and Communication: COM 723 ENG 105 SPC 112, 122</p> <p>Science and Math: MAT 102, 772, 111, 121 BIO 105 CHM 122 ENV 111 PHS 120</p> <p>Social and Behavioral Sciences History and Diverse Cultures: CLS 212/SOC 212 GEO 121 HIS 110, 111, 151, 152 SOC 110, 120 POL 111, 112 PSY 102, 111</p>	<p>Humanities: ART 101, 186, 203 DRA 101 FLS 141 HUM 101, 220 LIT 101 MMS 101 MUS 100 PHI 101, 105 REL 101</p> <p>*All of the listed courses are offered during both Fall and Spring semesters. However, some of the courses are not offered as WITCC only courses during certain semesters but rather as a shared course that might not be taught by a WITCC instructor. Therefore, those courses might not be included in the list of courses submitting data.</p>
--	--

2. Certain shared courses were not taught by a WITCC instructor during the Spring 2022 semester. Therefore, those courses do not have general education data that would be included in this report.
3. WITCC College Catalog General Education Philosophy:
<http://catalog.witcc.edu/content.php?catoid=9&navoid=706&hl=general+education&returnto=search#general-education>
4. WITCC College Catalog General Education requirements for Associate of General Studies and Associate of Applied Science degrees:
<http://catalog.witcc.edu/content.php?catoid=9&navoid=693&hl=general+education+associate+of+general+studies&returnto=search#associate-of-general-studies>

5. WITCC College Catalog General Education requirements for Associate of Arts degree:
http://catalog.witcc.edu/preview_program.php?catoid=9&poid=1995&hl=general+education&returnto=search
6. WITCC College Catalog General Education requirements for Associate of Science degree:
http://catalog.witcc.edu/preview_program.php?catoid=9&poid=1996&hl=general+education&returnto=search
7. **General Education Subcommittee of Academic Assessment Committee Membership Fall 2022:**

Faculty: Susan McDonald (chairperson), Renee Romig, Linda Bagshaw, Lisa Knecht, Roger Wenzel, Craig Barnes, Carmen Monk

Administration and staff: Darin Moeller—Exec. Dean of Instruction, Darla Struck—Director of Cherokee Campus, Amy Hueser—Assessment Coordinator, Fred Scoville—Data and Assessment Analyst, Brenda Wright—Administrative Assistant